



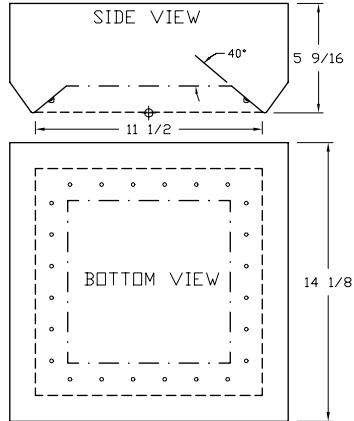
**itl boulder**  
 THE LIGHT CENTER OF THE INDUSTRY SINCE 1955

INDEPENDENT TESTING LABORATORIES, INC.  
 3386 LONGHORN ROAD, BOULDER, CO 80302 USA

PHONE: (303)442-1255 • FAX: (303)449-5274 • E-MAIL: itl@itlboulder.com • WEBSITE: www.itlboulder.com

**ISOFOOTCANDLE LINES OF HORIZONTAL ILLUMINATION**

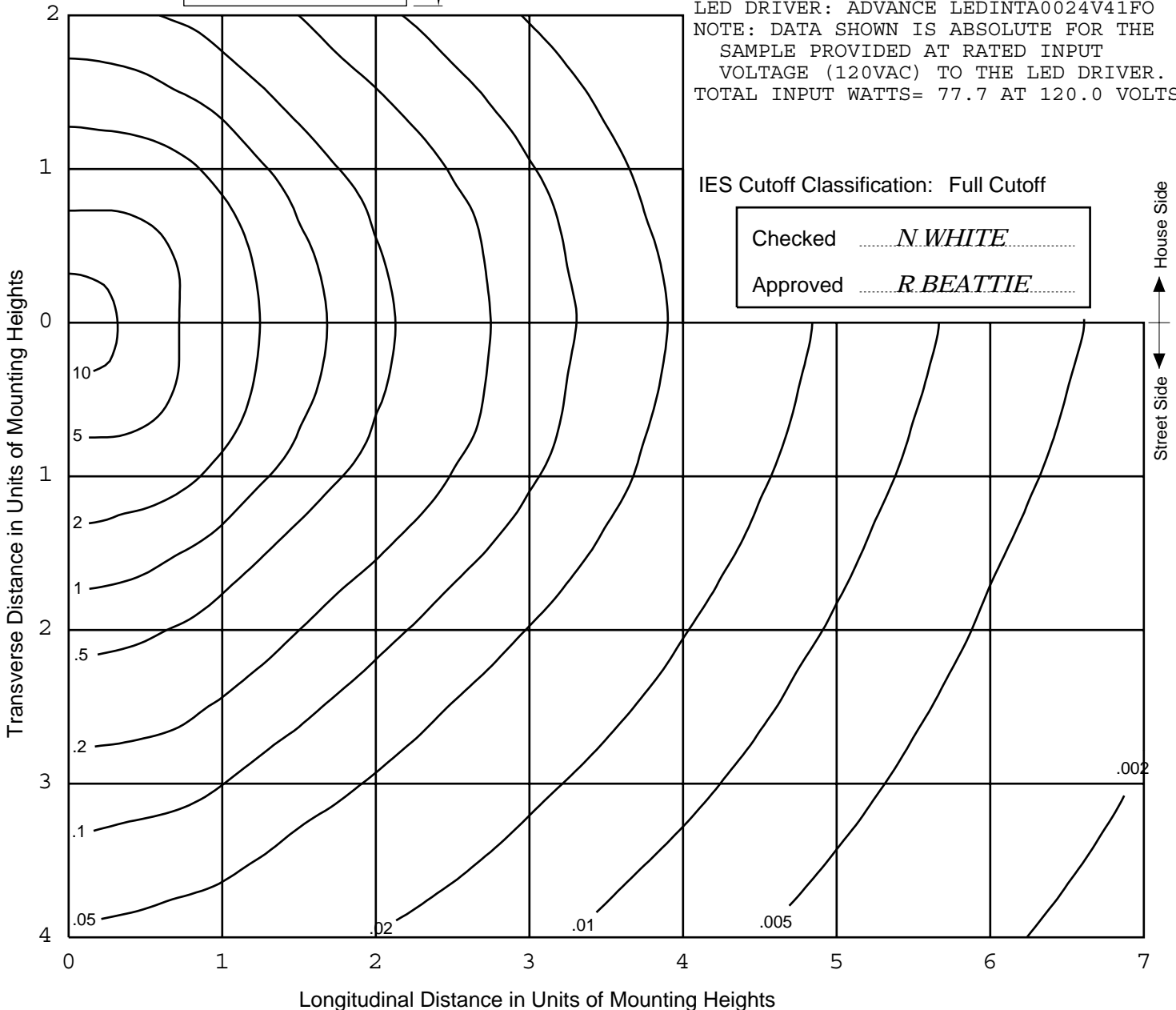
Values based on 8 foot mounting height.



REPORT NUMBER: ITL58814  
 DATE: 06/12/07  
 PREPARED FOR: RELUME TECHNOLOGIES  
 CATALOG NUMBER: LOW BAY LED LAMP  
 ASSEMBLY VERSION 2  
 LUMINAIRE: FABRICATED GRAY PAINTED METAL HOUSING WITH SIX LEDS ATTACHED TO EACH OF FOUR ANGLED INTERIOR SURFACES, FLAT SPECULAR TEXTURED METAL REFLECTOR, CLEAR FLAT PLASTIC LENS.  
 LAMP: TWENTY-FOUR WHITE LIGHT EMITTING DIODES (LEDS) EACH WITH CLEAR SEMI-HEMISPHERICAL INTEGRAL PLASTIC LENS, TILTED 40-DEGREES FROM VERTICAL BASE-UP POSITION.  
 LED DRIVER: ADVANCE LEDINTA0024V41FO  
 NOTE: DATA SHOWN IS ABSOLUTE FOR THE SAMPLE PROVIDED AT RATED INPUT VOLTAGE (120VAC) TO THE LED DRIVER.  
 TOTAL INPUT WATTS= 77.7 AT 120.0 VOLTS.

IES Cutoff Classification: Full Cutoff

Checked	..... <i>N. WHITE</i> .....
Approved	..... <i>R. BEATTIE</i> .....





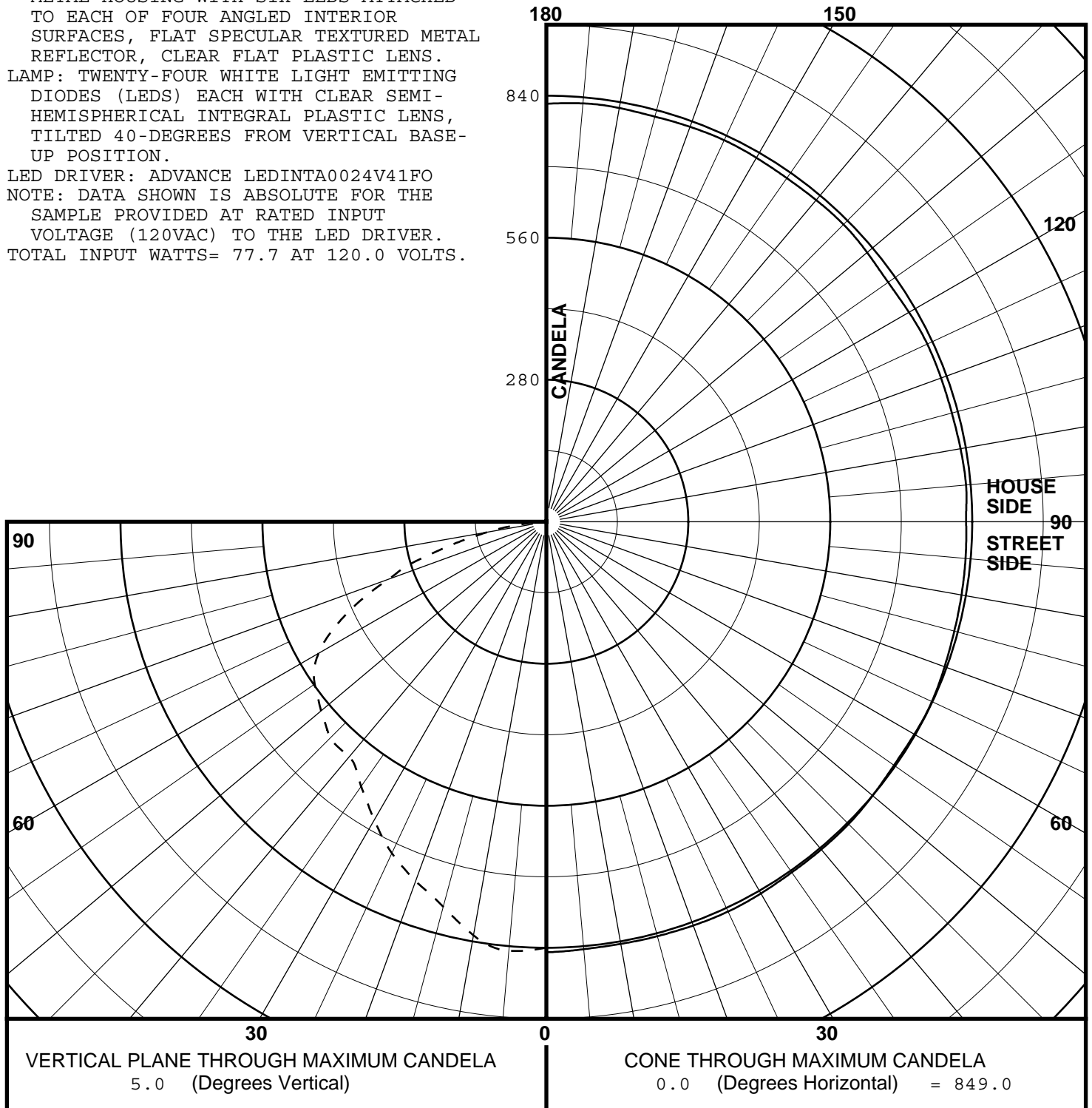
**itl boulder**  
THE LIGHT CENTER OF THE INDUSTRY SINCE 1955

INDEPENDENT TESTING LABORATORIES, INC.  
 3386 LONGHORN ROAD, BOULDER, CO 80302 USA

PHONE: (303)442-1255 • FAX: (303)449-5274 • E-MAIL: [itl@itlboulder.com](mailto:itl@itlboulder.com) • WEBSITE: [www.itlboulder.com](http://www.itlboulder.com)

REPORT NUMBER: ITL58814  
 DATE: 06/12/07  
 PREPARED FOR: RELUME TECHNOLOGIES  
 CATALOG NUMBER: LOW BAY LED LAMP  
 ASSEMBLY VERSION 2  
 LUMINAIRE: FABRICATED GRAY PAINTED METAL HOUSING WITH SIX LEDS ATTACHED TO EACH OF FOUR ANGLED INTERIOR SURFACES, FLAT SPECULAR TEXTURED METAL REFLECTOR, CLEAR FLAT PLASTIC LENS.  
 LAMP: TWENTY-FOUR WHITE LIGHT EMITTING DIODES (LEDS) EACH WITH CLEAR SEMI-HEMISPHERICAL INTEGRAL PLASTIC LENS, TILTED 40-DEGREES FROM VERTICAL BASE-UP POSITION.  
 LED DRIVER: ADVANCE LEDINTA0024V41FO  
 NOTE: DATA SHOWN IS ABSOLUTE FOR THE SAMPLE PROVIDED AT RATED INPUT VOLTAGE (120VAC) TO THE LED DRIVER.  
 TOTAL INPUT WATTS= 77.7 AT 120.0 VOLTS.

MAXIMUM PLANE AND MAXIMUM CONE PLOTS OF CANDELA

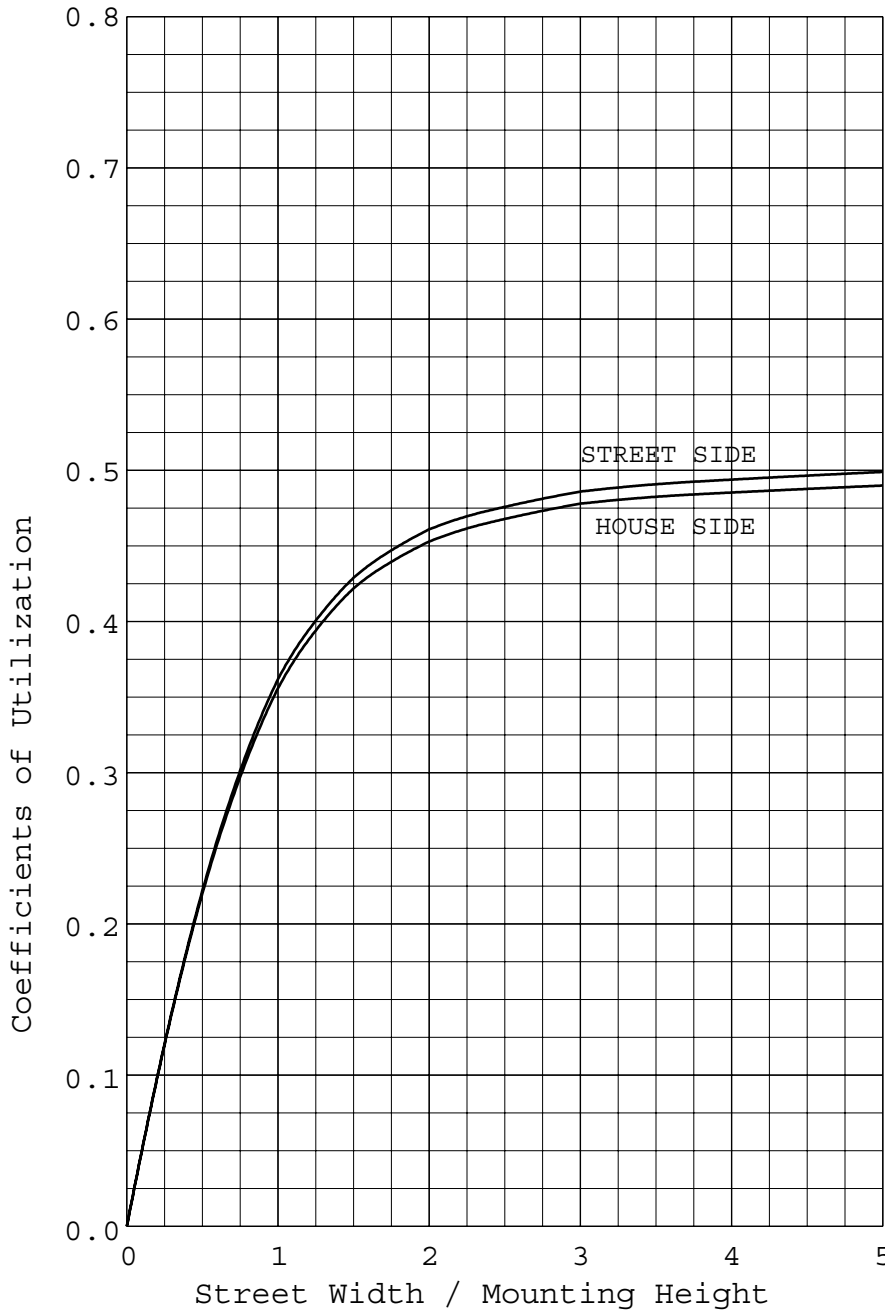




REPORT NUMBER: ITL58814  
 PREPARED FOR: RELUME TECHNOLOGIES


DATE: 06/12/07

COEFFICIENTS OF UTILIZATION AND FLUX DISTRIBUTION



	LUMENS	PERCENT OF FIXTURE
DOWNWARD STREET SIDE	1300	50.47
DOWNWARD HOUSE SIDE	1276	49.53
DOWNWARD TOTAL	2576	100.00
UPWARD STREET SIDE	0	0.00
UPWARD HOUSE SIDE	0	0.00
UPWARD TOTAL	0	0.00
TOTAL FLUX	2576	100.00

ALL CANDELA, LUMENS AND COEFFICIENT OF UTILIZATION VALUES IN THIS REPORT ARE BASED ON RELATIVE PHOTOMETRY WHICH ASSUMES A BALLAST FACTOR OF 1.00. ANY CALCULATIONS PREPARED FROM THESE DATA SHOULD INCLUDE AN APPROPRIATE BALLAST FACTOR.



**itl boulder**  
THE LIGHT CENTER OF THE INDUSTRY SINCE 1955

INDEPENDENT TESTING LABORATORIES, INC.  
 3386 LONGHORN ROAD, BOULDER, CO 80302 USA

PHONE: (303)442-1255 • FAX: (303)449-5274 • E-MAIL: itl@itlboulder.com • WEBSITE: www.itlboulder.com

REPORT NUMBER: ITL58814  
 PREPARED FOR: RELUME TECHNOLOGIES

DATE: 06/12/07

CANDELA TABULATION

	STREET SIDE		LATERAL ANGLE								
	0.0	5.0	15.0	25.0	35.0	45.0	55.0	65.0	75.0	85.0	90.0
	90.0	0.	0.	0.	0.	0.	0.	0.	0.	0.	0.
	87.5	16.	16.	14.	11.	9.	8.	7.	7.	8.	10.
	85.0	37.	38.	35.	27.	28.	25.	25.	27.	32.	37.
	82.5	77.	67.	58.	53.	52.	50.	50.	55.	56.	69.
	80.0	118.	113.	98.	83.	82.	78.	82.	86.	95.	112.
	77.5	167.	163.	140.	118.	115.	112.	118.	126.	143.	162.
	75.0	221.	213.	193.	158.	148.	143.	153.	175.	201.	214.
	72.5	287.	272.	252.	201.	182.	178.	190.	225.	261.	266.
	70.0	331.	326.	310.	249.	221.	214.	233.	275.	315.	316.
V	67.5	389.	377.	360.	309.	264.	254.	278.	325.	358.	359.
E	65.0	439.	433.	405.	367.	314.	300.	325.	376.	394.	404.
R	62.5	484.	478.	450.	416.	372.	349.	377.	420.	428.	437.
T	60.0	519.	514.	490.	456.	433.	405.	428.	454.	456.	465.
I	57.5	543.	540.	518.	493.	488.	468.	475.	477.	478.	487.
C	55.0	558.	557.	543.	527.	532.	535.	515.	500.	495.	504.
A	52.5	568.	570.	561.	563.	575.	592.	554.	526.	511.	516.
L	50.0	580.	581.	579.	595.	619.	620.	596.	557.	529.	530.
	47.5	591.	593.	601.	627.	650.	644.	621.	588.	550.	547.
A	45.0	603.	606.	621.	646.	670.	672.	641.	605.	570.	562.
N	42.5	605.	610.	627.	656.	688.	698.	662.	619.	579.	566.
G	40.0	605.	612.	634.	670.	706.	718.	684.	637.	588.	569.
L	37.5	616.	626.	649.	687.	722.	733.	704.	657.	606.	585.
E	35.0	637.	648.	668.	704.	736.	744.	720.	676.	625.	604.
	32.5	657.	664.	684.	718.	746.	754.	732.	694.	646.	625.
	30.0	679.	681.	698.	731.	752.	760.	740.	710.	666.	647.
	27.5	701.	702.	711.	739.	757.	762.	747.	722.	685.	670.
	25.0	721.	721.	726.	749.	761.	763.	754.	735.	705.	689.
	22.5	738.	738.	741.	756.	765.	768.	760.	749.	725.	710.
	20.0	754.	755.	757.	763.	770.	777.	767.	760.	742.	728.
	17.5	768.	768.	770.	772.	781.	787.	781.	775.	761.	747.
	15.0	786.	785.	787.	789.	795.	797.	792.	793.	781.	766.
	12.5	807.	805.	809.	811.	809.	817.	809.	807.	794.	782.
	10.0	828.	826.	831.	833.	829.	826.	822.	824.	811.	803.
	7.5	844.	841.	843.	842.	840.	837.	829.	829.	819.	814.
	5.0<<	849.	846.	846.	848.	844.	843.	837.	839.	833.	830.
	2.5	846.	843.	845.	845.	841.	844.	839.	843.	839.	837.
	0.0	840.	840.	840.	840.	840.	840.	840.	840.	840.	840.

||  
 PLANE OF MAXIMUM CANDELA

||  
 CONE OF MAXIMUM CANDELA



# itl boulder

THE LIGHT CENTER OF THE INDUSTRY SINCE 1955

INDEPENDENT TESTING LABORATORIES, INC.  
3386 LONGHORN ROAD, BOULDER, CO 80302 USA

PHONE: (303)442-1255 • FAX: (303)449-5274 • E-MAIL: itl@itlboulder.com • WEBSITE: www.itlboulder.com

REPORT NUMBER: ITL58814  
PREPARED FOR: RELUME TECHNOLOGIES

DATE: 06/12/07

## CANDELA TABULATION

	HOUSE SIDE		LATERAL ANGLE							
	95.0	105.0	115.0	125.0	135.0	145.0	155.0	165.0	175.0	180.0
	90.0	0.	0.	0.	0.	0.	0.	0.	0.	0.
	87.5	10.	8.	7.	6.	5.	5.	6.	7.	10.
	85.0	39.	31.	27.	26.	24.	25.	24.	32.	42.
	82.5	70.	56.	53.	46.	45.	47.	46.	52.	64.
	80.0	115.	96.	84.	76.	71.	73.	71.	84.	101.
	77.5	165.	141.	121.	112.	105.	105.	105.	125.	145.
	75.0	215.	195.	173.	149.	136.	137.	150.	182.	200.
	72.5	268.	255.	218.	186.	171.	173.	195.	241.	258.
	70.0	314.	311.	266.	230.	208.	217.	245.	300.	307.
V	67.5	356.	352.	316.	273.	252.	264.	301.	347.	359.
E	65.0	398.	383.	367.	320.	305.	315.	360.	391.	411.
R	62.5	431.	415.	407.	369.	355.	377.	417.	436.	454.
T	60.0	458.	446.	436.	422.	410.	440.	456.	476.	492.
I	57.5	484.	470.	461.	470.	471.	497.	489.	507.	521.
C	55.0	503.	489.	487.	509.	537.	535.	524.	525.	532.
A	52.5	514.	507.	517.	545.	590.	574.	556.	541.	540.
L	50.0	528.	526.	550.	586.	613.	616.	589.	555.	549.
	47.5	546.	552.	586.	613.	634.	636.	620.	577.	560.
A	45.0	565.	577.	607.	634.	661.	651.	632.	596.	575.
N	42.5	569.	587.	623.	658.	688.	671.	639.	601.	578.
G	40.0	574.	597.	644.	681.	706.	691.	654.	608.	584.
L	37.5	588.	616.	665.	700.	721.	709.	671.	627.	601.
E	35.0	608.	634.	682.	715.	732.	721.	686.	646.	620.
	32.5	627.	654.	696.	726.	745.	729.	700.	664.	642.
	30.0	650.	671.	707.	733.	750.	735.	711.	682.	665.
	27.5	673.	685.	717.	736.	751.	741.	721.	697.	687.
	25.0	691.	698.	730.	737.	748.	744.	733.	713.	706.
	22.5	710.	713.	736.	742.	748.	746.	741.	727.	724.
	20.0	726.	727.	744.	743.	754.	747.	747.	739.	739.
	17.5	745.	744.	752.	755.	761.	753.	754.	750.	750.
	15.0	764.	762.	770.	763.	769.	767.	769.	764.	763.
	12.5	780.	778.	786.	779.	784.	781.	781.	779.	779.
	10.0	801.	797.	804.	793.	795.	794.	797.	794.	796.
	7.5	815.	810.	813.	808.	814.	812.	812.	810.	811.
	5.0<<	831.	828.	829.	823.	829.	827.	830.	827.	828.
	2.5	838.	835.	838.	834.	839.	836.	837.	835.	836.
	0.0	840.	840.	840.	840.	840.	840.	840.	840.	840.

CONE OF MAXIMUM CANDELA